



WTW ROADMAP

How the Process Works

STEP 1

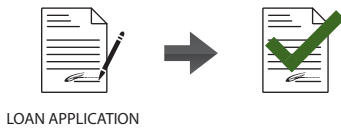
CONTACT CGF

Visit the CGF website to fill out a pre-application form.
Phone: (412) 391-6732 ext. 207



COMPLETE A FINANCIAL WELLNESS CLASS
This free class will discuss budgeting, credit and debt management.

STEP 2



STEP 3

FILL OUT AND RETURN THE WTW LOAN APPLICATION

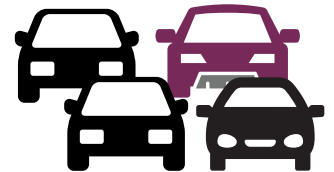
The application will be reviewed by the Ways to Work Loan Committee.

IF APPROVED, AN APPROVAL LETTER WILL BE MAILED TO YOU.
You can now shop for your next car!

SELECT A PRE-APPROVED DEALERSHIP AND SHOP FOR YOUR CAR

Please Note: Ways to Work vehicles must be purchased from an approved dealership. No private purchases are allowed. A list of pre-approved dealerships can be found here.

STEP 4




STEP 5

OBTAIN FULL CAR INSURANCE ON THE VEHICLE

Submit evidence of your insurance. A date for closing will be determined.

CLOSE ON YOUR WTW LOAN
Sign all necessary paperwork and receive a check for your new vehicle.

STEP 6



STEP 7

CONGRATULATIONS!

Take the WTW Loan check to the dealership and pick up your new car!

WE STAY IN TOUCH WITH YOU

CGF remains in contact with our borrowers, providing case management, until the loan is paid off.

COMMUNITY GROWTH FUND

www.cgfund.org | getaloon@cgfund.org | 412-391-6732 x207